



District Report Card: 2017


| | |
|-------------------------|--------------------------|
| State: Jharkhand | District: Khunti |
| Class: 8 | Subject: Language |
| Schools: 49 | Students: 1148 |


Participation/Coverage


Students

|  GENDER | Boys | | Girls | |
|---|--------|-------|--------|-------|
| | Number | % | Number | % |
| | 522 | 45.47 | 626 | 54.53 |

|  AREA | Rural | | Urban | |
|--|--------|-------|--------|------|
| | Number | % | Number | % |
| | 1038 | 90.42 | 110 | 9.58 |

|  CATEGORY | SC | | ST | | OBC | | GEN | |
|---|--------|------|--------|-------|--------|-------|--------|------|
| | Number | % | Number | % | Number | % | Number | % |
| | 87 | 7.58 | 863 | 75.17 | 182 | 15.85 | 16 | 1.39 |

|  CWSN | LD | VI | HI | S&LD | ID | Oth |
|---|----|----|----|------|----|-----|
| | 2 | 5 | 4 | 2 | 2 | 1 |

|  Management | Government | | Government-aided | |
|---|------------|-------|------------------|-------|
| | Number | % | Number | % |
| | 798 | 69.51 | 350 | 30.49 |

Average Performance of Students in Language (%)

| Overall | Gender | | Area | | Management | | Social Group | | | |
|---------|--------|--------|-------|-------|------------|-------|--------------|-------|-------|-------|
| | Male | Female | Rural | Urban | Govt. | Aided | SC | ST | OBC | GEN |
| 59.46 | 57.94 | 60.72 | 59.26 | 61.33 | 58.76 | 61.07 | 59.69 | 59.12 | 60.95 | 59.58 |

Performance on Learning Outcomes (LOs)

| Learning Outcomes | Description | Average Performance(%) |
|-------------------|--|------------------------|
| L813 | Read textual/non-textual materials with comprehension and identifies the details, characters, main idea and sequence of ideas and events while reading | 59.46 |

| Range of Performance of Students who Answered Correctly | | | | | | | |
|---|-------|-----------|-------|-----------|-------|-----------|-------|
| Below 30% | | 30% - 50% | | 50% - 75% | | Above 75% | |
| Number | % | Number | % | Number | % | Number | % |
| 127 | 11.06 | 245 | 21.34 | 490 | 42.68 | 286 | 24.91 |

Lowest Performing Learning Outcomes (LOs)

1 - Read textual/non-textual materials with comprehension and identifies the details, characters, main idea and sequence of ideas and events while reading (59.46)